

"High Frequency Ceramic Solutions"

1.2 GHz Band Pass Filter

P/N 1200BP44A575

Detail Specification: 02/24/17

Page 1 of 2

General Specifications

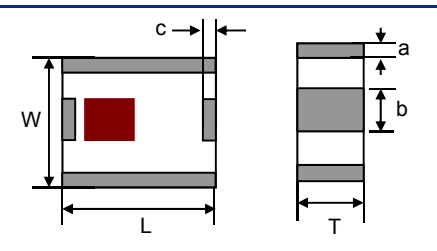
Part Number	1200BP44A575	
Frequency (MHz)	950 - 1525	
Insertion Loss	2.8 dB max.	
Return Loss	7.0 dB min.	
Attenuation (min.)	100 ~ 480 MHz	25 dB
Attenuation (min.)	1900 ~ 3050 MHz	25 dB

Input Power	500 mW max.
Impedance	50 Ω
Reel Quantity	1000
Operating Temperature	-40 to +85°C
Storage Temperature	+5 to +35°C, Humidity: 45-75%RH, 12 mos. Max

* 12 months in vacuum sealed bag and 1 week after opened

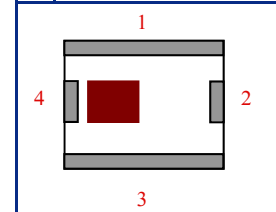
Mechanical Dimensions

	In	mm
L	0.177 ± 0.008	4.50 ± 0.20
W	0.126 ± 0.008	3.20 ± 0.20
T	0.059 ± 0.004	1.50 ± 0.10
a	0.016 ± 0.008	0.40 ± 0.20
b	0.031 ± 0.008	0.80 ± 0.20
c	0.012 ± 0.006	0.30 ± 0.15



Terminal Configuration

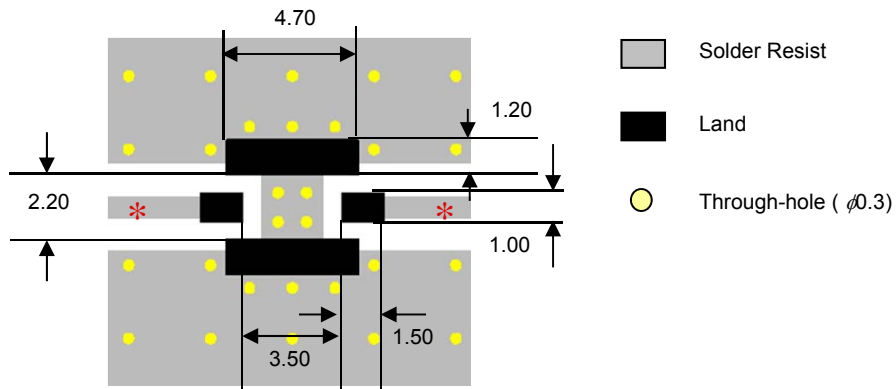
No.	Function
1	GND
2	OUT
3	GND
4	IN



Mounting Considerations

Mount these devices with brown mark facing up.

* Line width should be designed to provide 50 Ω impedance matching characteristics, depending on PCB material and thickness.



Units: mm

Johanson Technology, Inc. reserves the right to make design changes without notice.

All sales are subject to Johanson Technology, Inc. terms and conditions.



www.johansontechnology.com

4001 Calle Tecate • Camarillo, CA 93012 • TEL 805.389.1166 FAX 805.389.1821

2017 Johanson Technology, Inc. All Rights Reserved

"High Frequency Ceramic Solutions"

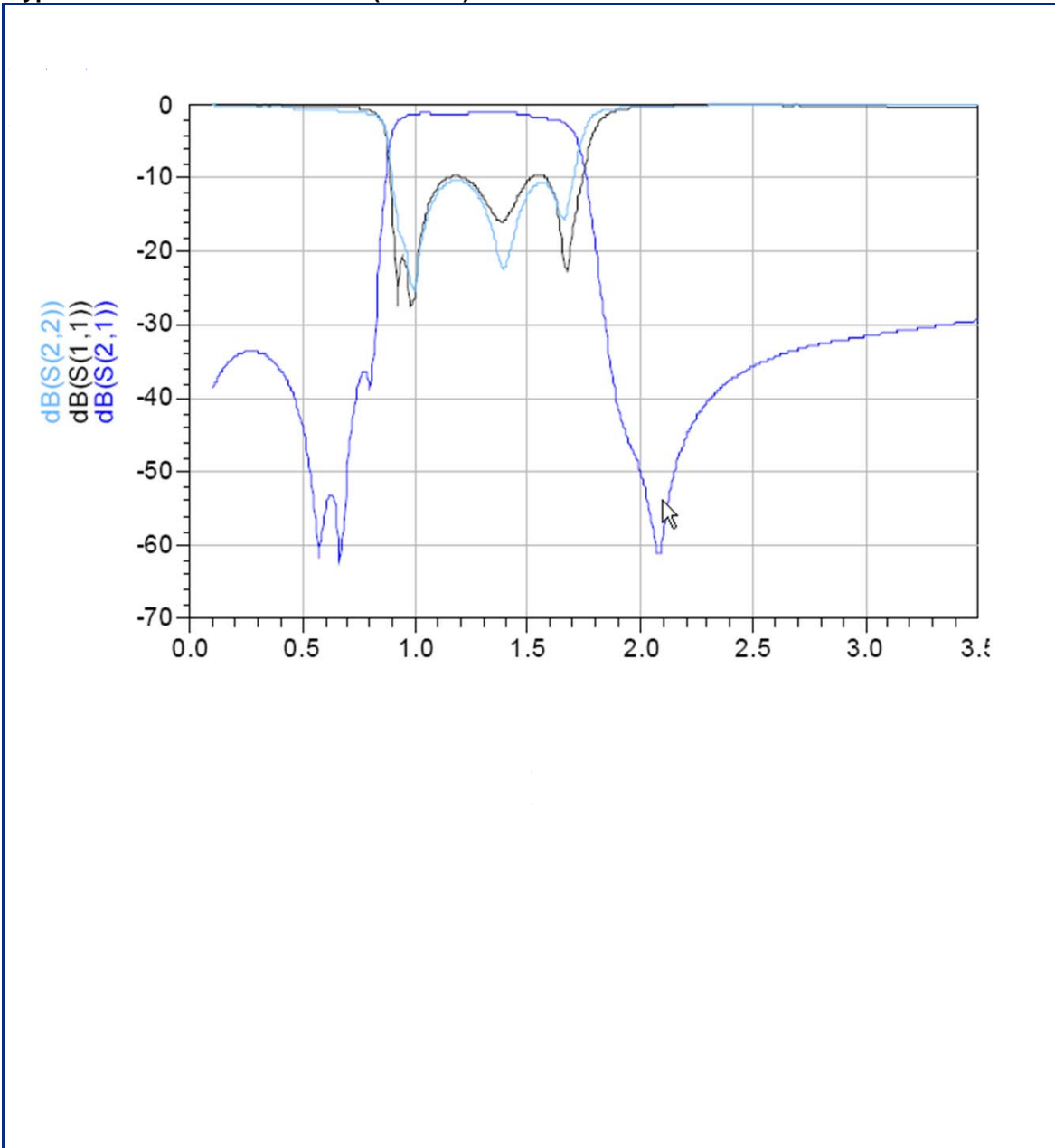
1.2 GHz Band Pass Filter

P/N 1200BP44A575

Detail Specification: 02/24/17

Page 2 of 2

Typical Electrical Performance (T=25°C)



Johanson Technology, Inc. reserves the right to make design changes without notice.

All sales are subject to Johanson Technology, Inc. terms and conditions.



www.johansontechnology.com

4001 Calle Tecate • Camarillo, CA 93012 • TEL 805.389.1166 FAX 805.389.1821

2017 Johanson Technology, Inc. All Rights Reserved