

High Frequency Ceramic Solutions

2.45 GHz Balun/Match optimized for TI Chipsets CC2430/1 and 2480 P/N 2450BM15A0001

Detail Specification: 7/7/2010

Page 1 of 4

General Specifications

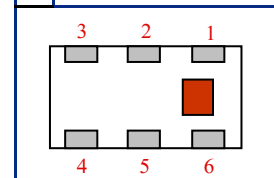
Part Number	2450BM15A0001
Frequency (MHz)	2400 - 2500
Unbalanced Impedance	50 Ω
Differential Balanced Impedance	Conj. Match to T.I. Chipsets CC2430 and CC2480
Insertion Loss	1.0 dB max.
Return Loss	10.0 dB min.

Phase Difference	180° \pm 15
Amplitude Difference	1.5 dB max.
Operating Temperature	-40 to +85°C
Reel Quantity	4,000

P/N	Packaging Style	Bulk	Suffix = S	Eg. 2450BM15A0001S
		T & R	Suffix = E	Eg. 2450BM15A0001E
Suffix	Termination Style	100% Tin	Suffix = None	Eg. 2450BM15A0001(E or S)
		Tin / Lead	Please consult Factory	

Terminal Configuration

No.	Function
1	Unbalanced Port*
2	GND
3	GND
4	Balanced Port
5	DC Feed
6	Balanced Port



Mechanical Dimensions

	In	mm
L	0.079 \pm 0.004	2.00 \pm 0.10
W	0.049 \pm 0.004	1.25 \pm 0.10
T	0.028 \pm 0.004	0.70 \pm 0.10
a	0.012 \pm 0.004	0.30 \pm 0.10
b	0.008 \pm 0.004	0.20 \pm 0.10
c	0.012 +.004/-0.008	0.30 +0.1/-0.20
g	0.014 \pm 0.004	0.35 \pm 0.10
p	0.026 \pm 0.002	0.65 \pm 0.05

Package Type: 15-1

* DC blocking capacitor may be required

Johanson Technology, Inc. reserves the right to make design changes without notice.
All sales are subject to Johanson Technology, Inc. terms and conditions.



www.johansontechnology.com

4001 Calle Tecate • Camarillo, CA 93012 • TEL 805.389.1166 FAX 805.389.1821

2010 Johanson Technology, Inc. All Rights Reserved

High Frequency Ceramic Solutions

2.45 GHz Balun/Match optimized for TI Chipsets CC2430/1 and 2480 P/N 2450BM15A0001

Detail Specification: 7/7/2010

Page 2 of 4

Mounting Considerations

Mounting layout for reference only.

Mount device with colored mark facing up.

For detailed dimensions, please contact Johanson Technology or visit TI's CC2430 website:

<http://focus.ti.com/docs/prod/folders/print/cc2430.html>

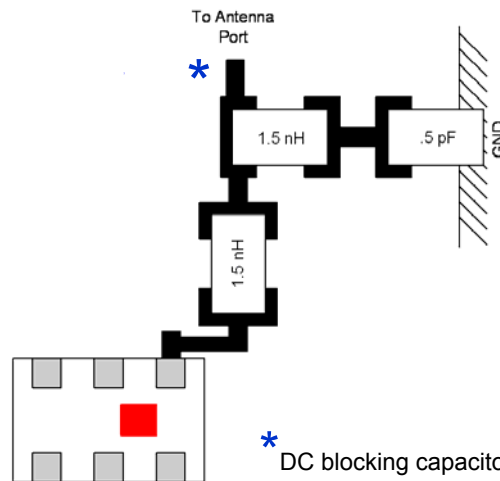


Note: Additional output filtering may be required depending on output power in order to comply with FCC and ETSI regulations

Component P/N:

1.5nH Inductor: L-07C1N5SV6T

0.5pF Capacitor: 500R07S0R5BV4T



* DC blocking capacitor may be required

Johanson Technology, Inc. reserves the right to make design changes without notice.
All sales are subject to Johanson Technology, Inc. terms and conditions.



www.johansontechnology.com
4001 Calle Tecate • Camarillo, CA 93012 • TEL 805.389.1166 FAX 805.389.1821

2010 Johanson Technology, Inc. All Rights Reserved

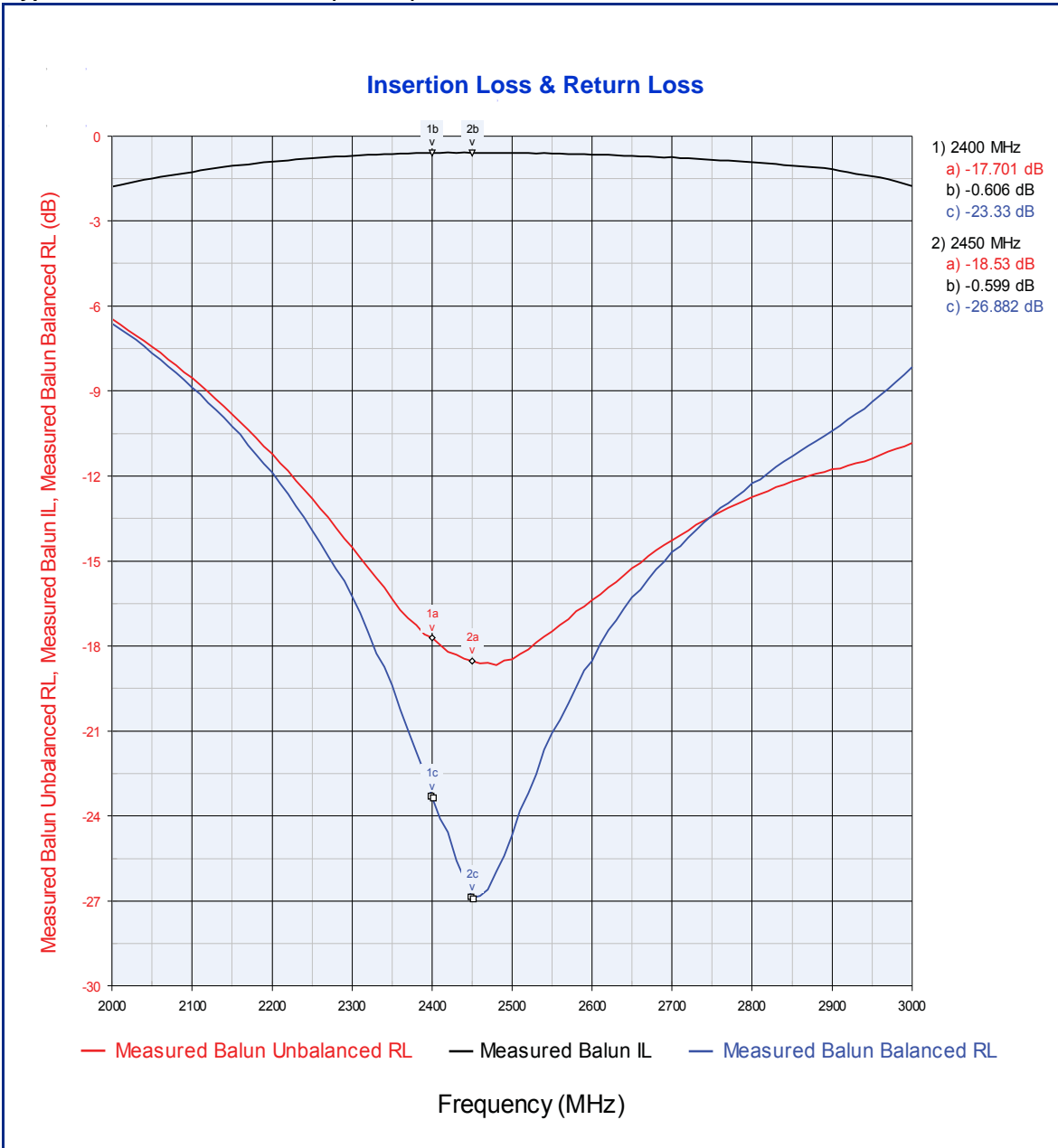
High Frequency Ceramic Solutions

2.45 GHz Balun/Match optimized for TI Chipsets CC2430/1 and 2480 P/N 2450BM15A0001

Detail Specification: 7/7/2010

Page 3 of 4

Typical Electrical Performance (T=25°C)



Johanson Technology, Inc. reserves the right to make design changes without notice.
All sales are subject to Johanson Technology, Inc. terms and conditions.



www.johansontechnology.com
4001 Calle Tecate • Camarillo, CA 93012 • TEL 805.389.1166 FAX 805.389.1821

2010 Johanson Technology, Inc. All Rights Reserved

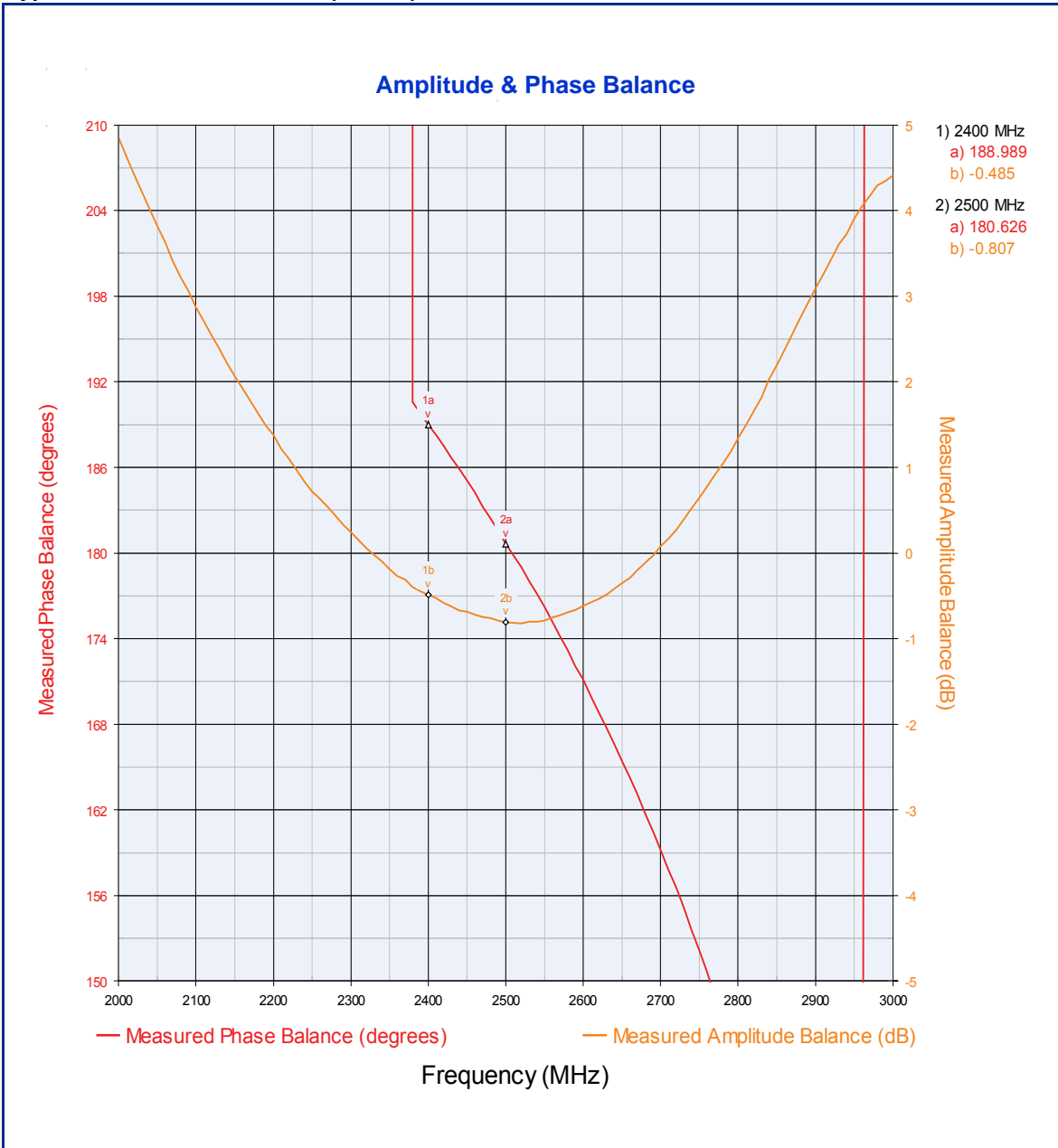
High Frequency Ceramic Solutions

2.45 GHz Balun/Match optimized for TI Chipsets CC2430/1 and 2480 P/N 2450BM15A0001

Detail Specification: 7/7/2010

Page 4 of 4

Typical Electrical Performance (T=25°C)



Johanson Technology, Inc. reserves the right to make design changes without notice.
All sales are subject to Johanson Technology, Inc. terms and conditions.



www.johansontechnology.com
4001 Calle Tecate • Camarillo, CA 93012 • TEL 805.389.1166 FAX 805.389.1821

2010 Johanson Technology, Inc. All Rights Reserved