

High Frequency Ceramic Solutions

2.4GHz / 5GHz Diplexer, EIA 0603, LGA package

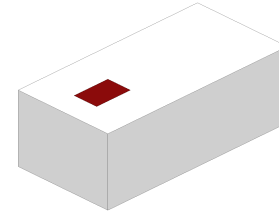
P/N 2450DP14R5400

Detail Specification: 10/12/2021

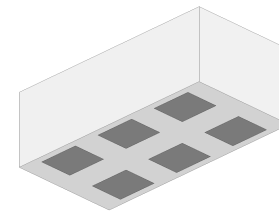
Page 1 of 4

General Specifications

Part Number	2450DP14R5400	
Pass Band	Low Band	High Band
Insertion Loss (dB)	2.4 - 2.5GHz 0.64 typ.(0.8 max.@ 25°C) 0.84 typ.(1.0 max.@ 105°C)	4.9 - 5.1GHz 1.08 typ.(1.2 max.@ 25°C) 1.28 typ.(1.4 max.@ 105°C)
		5.15 - 5.95GHz 0.8 typ. (1.0 max.@ 25°C) 1.0 typ. (1.2 max.@ 105°C)
Return Loss (dB)	9.5 min.	9.5 min.
Attenuation (dB)	50 typ.(40 min.) @ 4.8-5.0GHz 34 typ.(30 min.) @ 7.2-7.5GHz	45 typ.(40 min.) @ 2.4-2.5GHz 26 typ.(22 min.) @ 10.3-11.7GHz 26 typ.(22 min.) @ 15.3-16.2GHz
Isolation (dB)	45 typ.(40 min.) @ 2.4-2.5GHz 43 typ.(38 min.) @ 4.8-6.0GHz	
Power Capacity (W)	3 max. (CW)	
Operating Temp.	-40 to +105 °C	
Recommended Storage Conditions and Period for Unused Product on T&R	+5°C to +35°C Humidity 45 - 75% RH 18 months max.	
Reel Quantity (pcs./reel)	4,000	



Top



Bottom

Not exactly what you are looking for and want to see our other diplexers? Go to: <https://www.johansontechnology.com/diplexers>

Part Number Explanation

P/N Suffix	Packing Style	Bulk (loose pcs.)	Suffix = S	E.g. 2450DP14R5400S
		T & R	Suffix = T	E.g. 2450DP14R5400T
	Termination Style	100% Tin	Suffix = None	E.g. 2450DP14R5400(T or S)
	Evaluation Board	2450DP14R5400-EB1SMA		

Mechanical Dimensions

	In	mm
L	0.063 ± 0.004	1.6 ± 0.1
W	0.031 ± 0.004	0.8 ± 0.1
T	0.028 max	0.7 max
a	0.012 ± 0.002	0.3 ± 0.05
b	0.008 ± 0.002	0.2 ± 0.05
c	0.010 ± 0.002	0.25 ± 0.05
d	0.008 ± 0.002	0.2 ± 0.05
e	0.006 ± 0.001	0.15 ± 0.025
f	0.002 ± 0.001	0.05 ± 0.025

Terminal Configuration

No.	Function	No.	Function
1	GND	4	Low Freq. Band
2	Common Port	5	GND
3	GND	6	High Freq. Band

Johanson Technology, Inc. reserves the right to make design changes without notice.

All sales are subject to Johanson Technology, Inc. terms and conditions.



4001 Calle Tecate • Camarillo, CA 93012 • TEL 805.389.1166 FAX 805.389.1821

Ver. 1.1

2021 Johanson Technology, Inc. All Rights Reserved

<https://www.johansontechnology.com>

High Frequency Ceramic Solutions

2.4GHz / 5GHz Diplexer, EIA 0603, LGA package

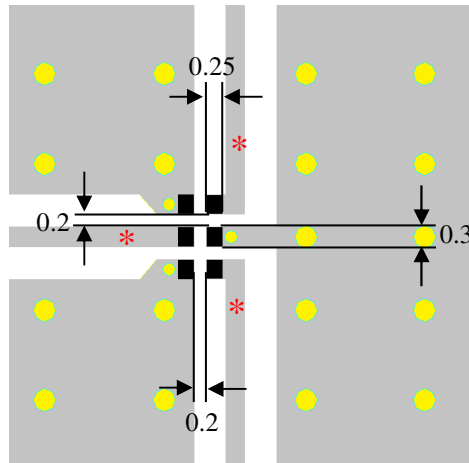
P/N 2450DP14R5400

Detail Specification: 10/12/2021

Page 2 of 4

Mounting Considerations

Units in mm



■ Solder Resist

■ Land

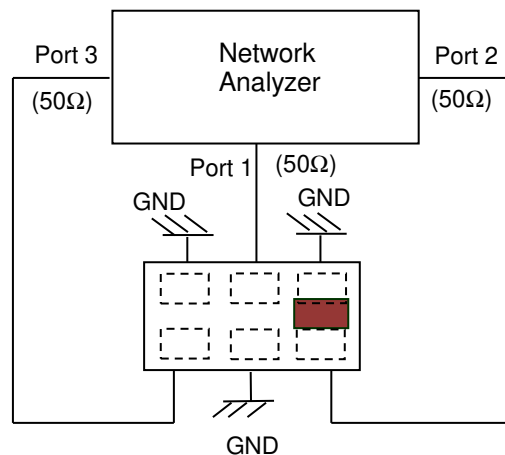
● Through-hole ($\phi 0.35$)

● Through-hole ($\phi 0.2$)

* Line width should be designed to maintain 50 Ω characteristic impedance (CPWG preferred), depending on PCB material and thickness.

Need help with the layout, s-parameters, simulation, or design validation?
Send us a message at: <https://www.johansontechnology.com/ask-a-question>

Measuring Diagram



Johanson Technology, Inc. reserves the right to make design changes without notice.
All sales are subject to Johanson Technology, Inc. terms and conditions.



High Frequency Ceramic Solutions

2.4GHz / 5GHz Diplexer, EIA 0603, LGA package

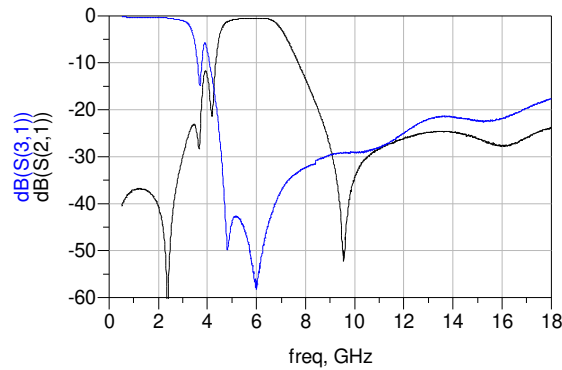
P/N 2450DP14R5400

Detail Specification: 10/12/2021

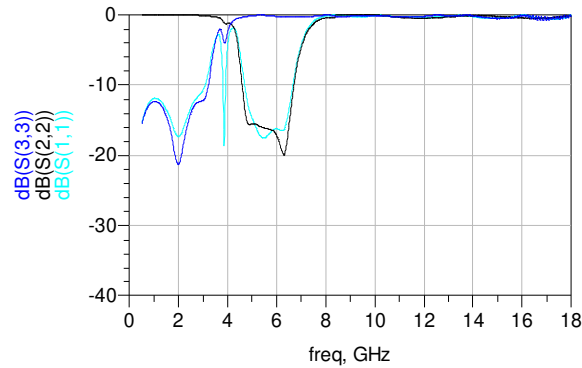
Page 3 of 4

Typical Electrical Characteristics (T=25 °C)

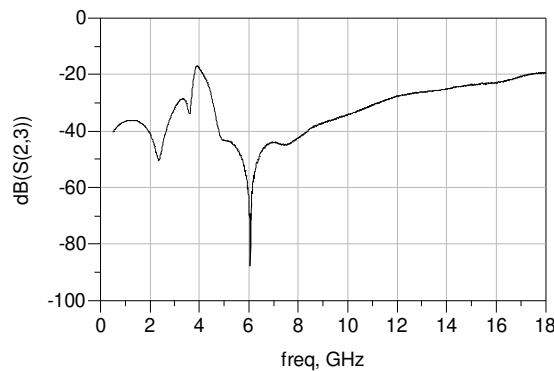
Insertion Loss



Return Loss



Isolation



Johanson Technology, Inc. reserves the right to make design changes without notice.
All sales are subject to Johanson Technology, Inc. terms and conditions.



<https://www.johansontechnology.com>

4001 Calle Tecate • Camarillo, CA 93012 • TEL 805.389.1166 FAX 805.389.1821

Ver. 1.1

2021 Johanson Technology, Inc. All Rights Reserved

High Frequency Ceramic Solutions

2.4GHz / 5GHz Diplexer, EIA 0603, LGA package

P/N 2450DP14R5400

Detail Specification: 10/12/2021

Page 4 of 4

Application Notes, Layout Files, and more

<https://www.johansontechnology.com/diplexers>

Packaging information

<https://www.johansontechnology.com/tape-reel-packaging>

Soldering Information

<https://www.johansontechnology.com/ipcsoldering-profile>

MSL Info

<https://www.johansontechnology.com/msl-rating>

Recommended Storage Condition and Max Shelf Life

<https://www.johansontechnology.com/recommended-storage-conditions>

RoHS Compliance

<https://www.johansontechnology.com/technical-notes/rohs-compliance>

Antenna layout and tuning techniques

<https://www.johansontechnology.com/tuning.html>

Antenna layout review, tuning, and characterization services

<https://www.johansontechnology.com/ipc-antenna-services>

Johanson Technology, Inc. reserves the right to make design changes without notice.
All sales are subject to Johanson Technology, Inc. terms and conditions.



<https://www.johansontechnology.com>
4001 Calle Tecate • Camarillo, CA 93012 • TEL 805.389.1166 FAX 805.389.1821
Ver. 1.1 2021 Johanson Technology, Inc. All Rights Reserved