


# High Frequency Ceramic Solutions

1.658 / 4.612 GHz Diplexer, LPF / HPF, EIA 1008, SMA, LTE, P/N 2100DP39A2600E-AEC  
 AEC-Q200 Qualified


Detail Specification: 7/24/2020

Page 1 of 4

General Specifications	
Part Number	2100DP39A2600E-AEC
Power Capacity	3W max. (CW)
Reel Quantity	3,000
Operating Temp.	-40°C to +105°C
Recommended Storage Conditions for Un-used Product on T&R	+5°C to +35°C Humidity 45 - 75% RH 18 months max.



(Top)



(Bottom)

Passband (MHz)	Insertion Loss (dB)	Return loss (dB)	Attenuation (dB)
617-960	0.4 max. at 25°C 0.6 max. at 105°C	10 min.	15 min. @3300 - 3400MHz 20 min. @3400 - 3800MHz 25 min. @5150 - 5925MHz
1427-1661	0.5 max. at 25°C 0.7 max. at 105°C		
1710-2200	0.6 max. at 25°C 0.8 max. at 105°C		
2300-2496	0.7 max. at 25°C 0.9 max. at 105°C		
2496-2700	1.0 max. at 25°C 1.2 max. at 105°C		
3300-3400	1.5 max. at 25°C 1.7 max. at 105°C	10 min.	30 min. @617 - 960MHz 27 min. @1427 - 1511MHz 21 min. @1710 - 2700MHz
3400-3600	1.2 max. at 25°C 1.4 max. at 105°C		
3600-3800	0.9 max. at 25°C 1.1 max. at 105°C		
5150-5925	1.0 max. at 25°C 1.2 max. at 105°C		

Not exactly what you are looking for and want to see our other diplexers? Go to: <https://www.johansontechnology.com/diplexers>

Part Number Explanation				
P/N Suffix	Packing Style	Bulk	Suffix = S	E.g. 2100DP39A2600S-AEC
		T & R	Suffix = E	E.g. 2100DP39A2600E-AEC
	Termination style	100% Tin	Suffix = None	E.g. 2100DP39A2600 (E or S)-AEC
	Evaluation Board	2100DP39A2600-EB1SMA (3 female SMA connectors)		

Johanson Technology, Inc. reserves the right to make design changes without notice.  
 All sales are subject to Johanson Technology, Inc. terms and conditions.



Ver. 1.0

<https://www.johansontechnology.com>

4001 Calle Tecate • Camarillo, CA 93012 • TEL 805.389.1166 FAX 805.389.1821

2020 Johanson Technology, Inc. All Rights Reserved

# High Frequency Ceramic Solutions

1.658 / 4.612 GHz Diplexer, LPF / HPF, EIA 1008, SMA, LTE,  
AEC-Q200 Qualified

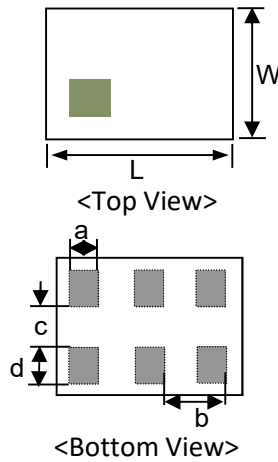
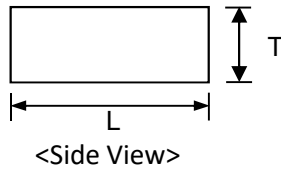
P/N 2100DP39A2600E-AEC

Detail Specification: 7/24/2020

Page 2 of 4

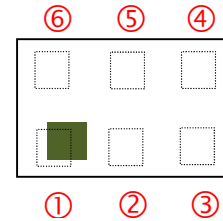
## Mechanical Dimensions

	In	mm
L	0.098 ± 0.004	2.5 ± 0.1
W	0.079 ± 0.004	2.0 ± 0.1
T	0.031 ± 0.004	0.8 ± 0.1
a	0.012 ± 0.004	0.3 ± 0.1
b	0.026 ± 0.004	0.65 ± 0.1
c	0.030 ± 0.004	0.75 ± 0.1
d	0.021 ± 0.004	0.525 ± 0.1



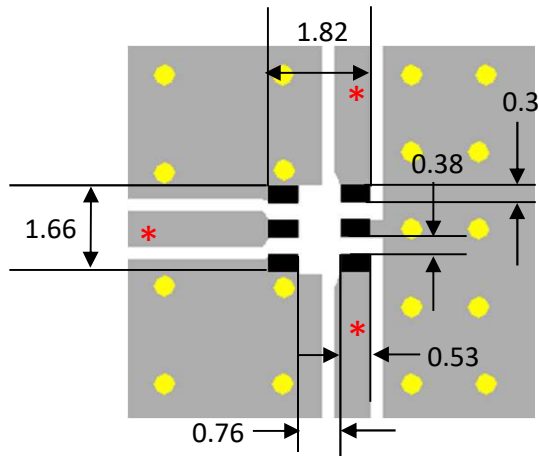
## Terminal Configuration

No.	Function
1	High Freq. Band
2	GND
3	Low Freq. Band
4	GND
5	Common Port
6	GND



## Mounting Considerations

Mount these devices with colored mark facing up.



Units in mm

■ GND

■ Solderpads

● Through-hole ( $\phi$  0.35)

\* Line width should be designed to match 50 $\Omega$  characteristic impedance, depending on PCB material and thickness.

Would you like the layout file for component?

Please send us as message at: <https://www.johansontechnology.com/ask-a-question>

Johanson Technology, Inc. reserves the right to make design changes without notice.  
All sales are subject to Johanson Technology, Inc. terms and conditions.



<https://www.johansontechnology.com>

4001 Calle Tecate • Camarillo, CA 93012 • TEL 805.389.1166 FAX 805.389.1821

Ver. 1.0

2020 Johanson Technology, Inc. All Rights Reserved

# High Frequency Ceramic Solutions

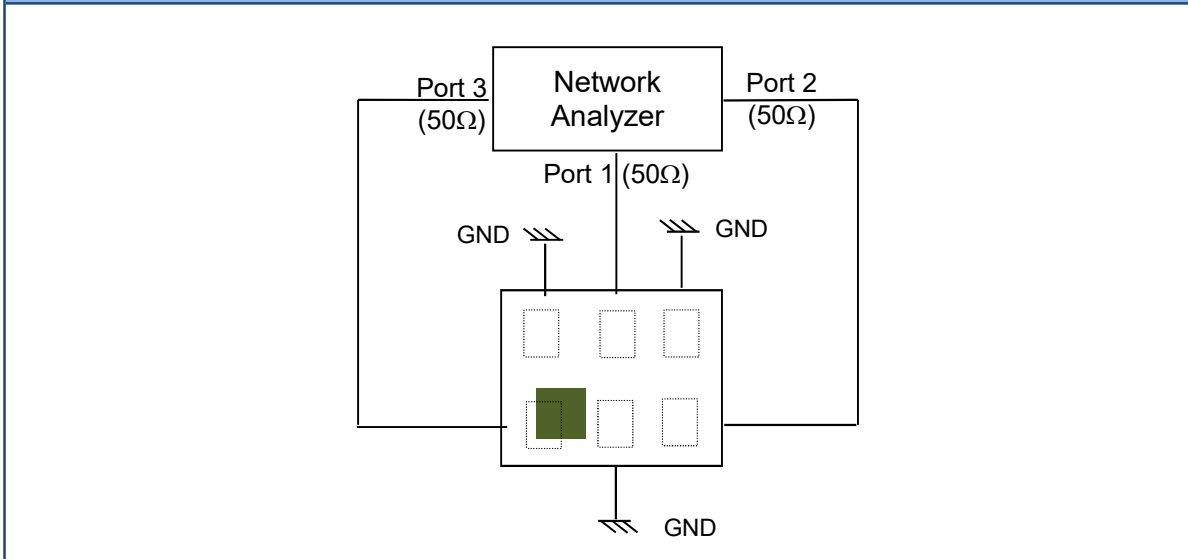
1.658 / 4.612 GHz Diplexer, LPF / HPF, EIA 1008, SMA, LTE,  
AEC-Q200 Qualified

P/N 2100DP39A2600E-AEC

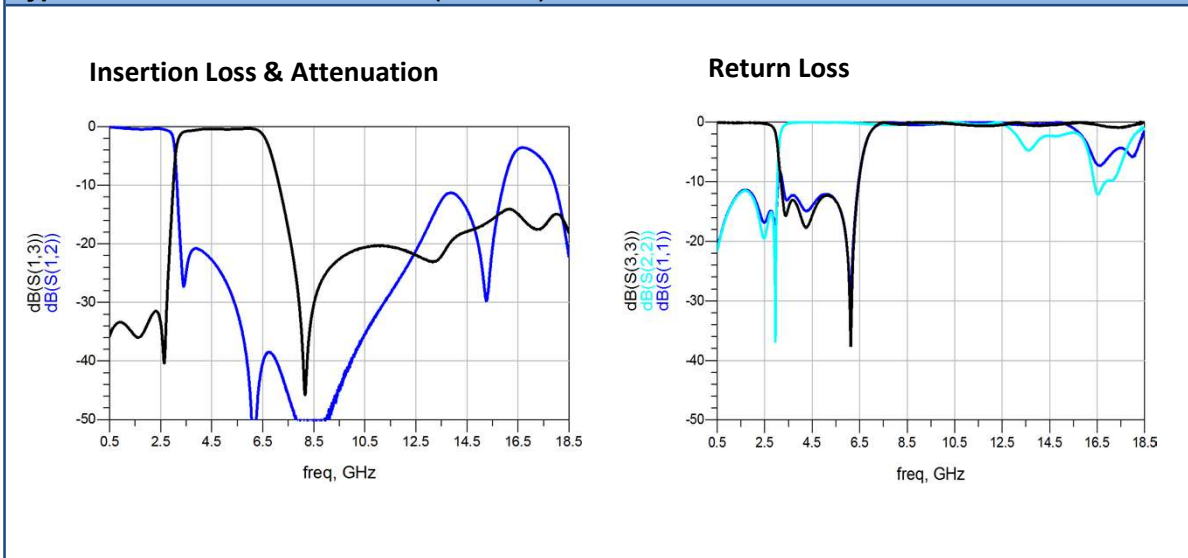
Detail Specification: 7/24/2020

Page 3 of 4

## Measuring Diagram



## Typical Electrical Characteristics (T=25 °C)



Johanson Technology, Inc. reserves the right to make design changes without notice.  
All sales are subject to Johanson Technology, Inc. terms and conditions.



Ver. 1.0

<https://www.johansontechnology.com>

4001 Calle Tecate • Camarillo, CA 93012 • TEL 805.389.1166 FAX 805.389.1821

2020 Johanson Technology, Inc. All Rights Reserved

# High Frequency Ceramic Solutions

1.658 / 4.612 GHz Diplexer, LPF / HPF, EIA 1008, SMA, LTE,  
AEC-Q200 Qualified

P/N 2100DP39A2600E-AEC

Detail Specification: 7/24/2020

Page 4 of 4

## Diplexers

<https://www.johansontechnology.com/diplexers>

## RoHS Compliance

<https://www.johansontechnology.com/rohs-compliance>

## Packaging information

<https://www.johansontechnology.com/tape-reel-packaging>

## Soldering Information

<https://www.johansontechnology.com/ipcsoldering-profile>

## Layout Files, s-parameters and any other technical questions

<https://www.johansontechnology.com/ask-a-question>

## MSL Info

<https://www.johansontechnology.com/msl-rating>

## Recommended Storage Condition and Max Shelf Life

<https://www.johansontechnology.com/recommended-storage-conditions>

## Antenna layout and tuning techniques

<https://www.johansontechnology.com/tuning>

## Antenna layout review, tuning, and characterization services

<https://www.johansontechnology.com/ipc-antenna-services>

Johanson Technology, Inc. reserves the right to make design changes without notice.  
All sales are subject to Johanson Technology, Inc. terms and conditions.

